

767057-4 ✓ ACTIVE

MICTOR

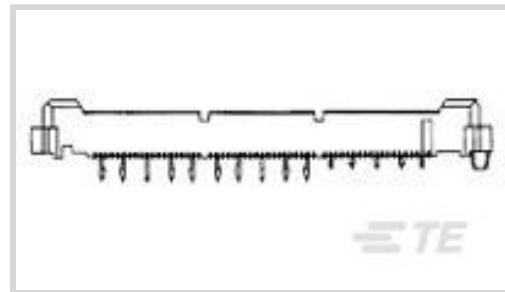
TE Internal #: 767057-4

PCB Mount Header, Vertical, Board-to-Board, 152 Position, .64 mm [.025 in] Centerline, Gold Flash over Palladium Nickel, Surface Mount, Signal, Black

[View on TE.com >](#)



Connectors > PCB Connectors > PCB Headers & Receptacles



PCB Connector Assembly Type: **PCB Mount Header**

PCB Mount Orientation: **Vertical**

Connector System: **Board-to-Board**

Number of Positions: **152**

Centerline (Pitch): **.64 mm [ .025 in ]**

### Features

#### Product Type Features

Ground Component Type	Ground Bus
PCB Connector Assembly Type	PCB Mount Header
Connector System	Board-to-Board
Sealable	No
Connector & Contact Terminates To	Printed Circuit Board

#### Configuration Features

Number of Power Positions	4
Number of Columns	76
Stackable	No
Number of Signal Positions	152
PCB Mount Orientation	Vertical
Number of Positions	152
Board-to-Board Configuration	Parallel

#### Electrical Characteristics

Insulation Resistance	2 MΩ
Impedance	50 Ω
Operating Voltage	30 VAC

#### Signal Characteristics



Differential Signaling	Yes
------------------------	-----

Data Rate	10 Gb/s
-----------	---------

### Body Features

Primary Product Color	Black
-----------------------	-------

### Contact Features

Contact Layout	Inline
----------------	--------

Contact Shape & Form	Dual Beam
----------------------	-----------

Contact Underplating Material	Nickel
-------------------------------	--------

PCB Contact Termination Area Plating Material	Tin-Lead
-----------------------------------------------	----------

Contact Base Material	Copper Alloy
-----------------------	--------------

Contact Mating Area Plating Material	Gold Flash over Palladium Nickel
--------------------------------------	----------------------------------

Contact Mating Area Plating Material Thickness	.12 $\mu\text{m}$ [5 $\mu\text{in}$ ]
------------------------------------------------	---------------------------------------

Contact Type	Pin
--------------	-----

Contact Current Rating (Max)	11.5 A
------------------------------	--------

### Termination Features

Rectangular Termination Post & Tail Thickness	.2 mm[.008 in]
-----------------------------------------------	----------------

Rectangular Termination Post & Tail Width	.53 mm[.021 in]
-------------------------------------------	-----------------

Termination Method to Printed Circuit Board	Surface Mount
---------------------------------------------	---------------

### Mechanical Attachment

PCB Mount Alignment Type	Locating Posts
--------------------------	----------------

Mating Retention	With
------------------	------

Mating Alignment	Without
------------------	---------

PCB Mount Retention	With
---------------------	------

PCB Mount Alignment	With
---------------------	------

Connector Mounting Type	Board Mount
-------------------------	-------------

### Housing Features

Centerline (Pitch)	.64 mm[.025 in]
--------------------	-----------------

Housing Material	Liquid crystal polymer(LCP)
------------------	-----------------------------

### Dimensions

Connector Length	63.45 mm[2.498 in]
------------------	--------------------

Connector Height	12.45 mm[.49 in]
------------------	------------------

Connector Width	5.28 mm[.208 in]
-----------------	------------------



Stack Height	12.57 mm, 21.6 mm[.85 in]
--------------	---------------------------

PCB Thickness (Recommended)	1.57 mm[.8 in]
-----------------------------	----------------

### Usage Conditions

Operating Temperature Range	-55 – 125 °C[-67 – 257 °F]
-----------------------------	----------------------------

### Operation/Application

Circuit Application	Signal
---------------------	--------

### Industry Standards

UL Rating	Listed
-----------	--------

Agency/Standard	CSA, UL
-----------------	---------

Approved Standards	CSA 1195944, UL E28476
--------------------	------------------------

UL Flammability Rating	UL 94V-0
------------------------	----------

### Packaging Features

Packaging Quantity	8
--------------------	---

Packaging Type	Box, Tube
----------------	-----------

### Product Compliance

[For compliance documentation, visit the product page on TE.com>](#)

EU RoHS Directive 2011/65/EU	Not Compliant
------------------------------	---------------

EU ELV Directive 2000/53/EC	Not Compliant
-----------------------------	---------------

China RoHS 2 Directive MIIT Order No 32, 2016	Restricted Materials Above Threshold
-----------------------------------------------	--------------------------------------

EU REACH Regulation (EC) No. 1907/2006	<p>Current ECHA Candidate List: JUNE 2022 (224)</p> <p>Candidate List Declared Against: JAN 2022 (223)</p> <p>SVHC &gt; Threshold:</p> <p>Pb (40% in Component Part)</p>
----------------------------------------	--------------------------------------------------------------------------------------------------------------------------------------------------------------------------

**Article Safe Usage Statements:**

Do not eat, drink or smoke when using this product. Wash thoroughly after handling. Recycle if possible and dispose of the article by following all applicable governmental regulations relevant to your geographic location.

Halogen Content	Low Halogen - Br, Cl, F, I < 900 ppm per homogenous material. Also BFR/CFR/PVC Free
-----------------	-------------------------------------------------------------------------------------

Solder Process Capability	Reflow solder capable to 260°C
---------------------------	--------------------------------

#### Product Compliance Disclaimer

This information is provided based on reasonable inquiry of our suppliers and represents our current actual knowledge based on the information they provided. This information is subject to change. The part numbers that TE has identified as EU RoHS compliant have a maximum concentration of 0.1% by weight in homogenous materials for lead, hexavalent chromium, mercury, PBB, PBDE, DBP, BBP, DEHP, DIBP, and 0.01% for cadmium, or qualify for an exemption to these

limits as defined in the Annexes of Directive 2011/65/EU (RoHS2). Finished electrical and electronic equipment products will be CE marked as required by Directive 2011/65/EU. Components may not be CE marked. Additionally, the part numbers that TE has identified as EU ELV compliant have a maximum concentration of 0.1% by weight in homogenous materials for lead, hexavalent chromium, and mercury, and 0.01% for cadmium, or qualify for an exemption to these limits as defined in the Annexes of Directive 2000/53/EC (ELV). Regarding the REACH Regulation, the information TE provides on SVHC in articles for this part number is based on the latest European Chemicals Agency (ECHA) 'Guidance on requirements for substances in articles' posted at this URL: <https://echa.europa.eu/guidance-documents/guidance-on-reach>

## Compatible Parts



TE Part # 2-767004-5  
MICT,RECPT,152,ASSY,.025,REC




TE Part # 1-767096-1  
MICT,REC,152,ASY,.025,TAPE,CAP



TE Part # 1-767114-1  
MICT,REC,152,ASY,.025,TAPE PKG



TE Part # 1-767115-1  
MICT,REC,152,ASY,.025 TAPE PKG



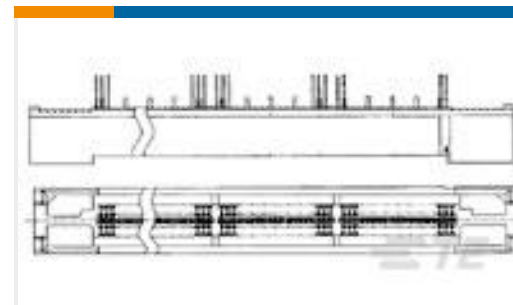
TE Part # 1-767145-1  
MICTOR RECEPTACLE ASSY, .355 V



TE Part # 1-767146-1  
TAPE AND REEL PACKAGED  
RECEPTA



TE Part # 1-767153-1  
152 POS. .355 VERTICAL RECEPTA



TE Part # 767044-4  
MICTOR,R/A,RECPT,.062,152,ASY



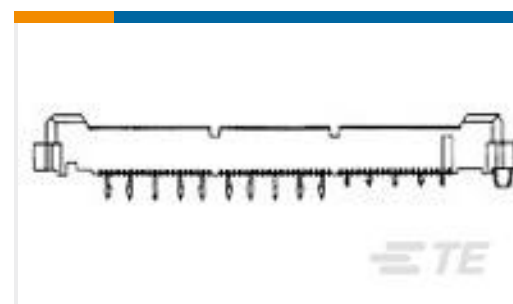
TE Part # 767054-4  
MICT,RECPT,152,ASSY,PDNI



TE Part # 767061-4  
MICT,RECPT,152,ASSY,093,PDNI



TE Part # 767081-4  
MICT,REC,152,ASY,PDNI,BARBLESS



TE Part # 767089-4  
MICTOR,R/A,RECPT,.093,152,ASY



TE Part # 767094-4  
MICT,RECPT,152,ASY,PDNI,EXTD



TE Part # 767095-4  
MICT,REC,EXT,152,ASY,PDNI,025



TE Part # 767096-4  
MICT,REC,152,ASY,.025,TAPE PKG




TE Part # 767110-4  
MICT,RECPT,152,ASSY,.025



TE Part # 767114-4  
MICT,REC,152,ASY,.025,TAPE,CAP



TE Part # 767115-4  
MICT,REC,152,ASY,.025 TAPE PKG



TE Part # 767130-4  
MICT,RCPT,152,ASY,GOLD,EXTD



TE Part # 767146-4  
TAPE AND REEL PACKAGED MICTOR

## Documents

### Product Drawings

[MICT,495,PLUG,152,PDNI](#)

English

### CAD Files

[3D PDF](#)

English

Customer View Model

[ENG\\_CVM\\_767057-4\\_A.2d\\_dxf.zip](#)

English

Customer View Model

[ENG\\_CVM\\_767057-4\\_A.3d\\_igs.zip](#)

English

Customer View Model

[ENG\\_CVM\\_767057-4\\_A.3d\\_stp.zip](#)

English

By downloading the CAD file I accept and agree to the [Terms and Conditions](#) of use.

### Datasheets & Catalog Pages

[MICTOR Interconnection System](#)

English

### Product Specifications

[Application Specification](#)

English